

# CR6.D2

## CUSTOM OEM UPGRADE

### Universal 2+2 ohm subwoofer

The Cruise series brings you the DLS natural sound engineered for integration. Easy to install and the perfect upgrade from your OEM system.

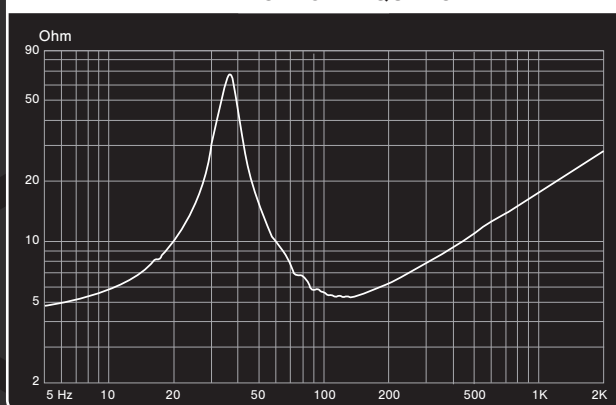
- Natural and musical-sounding premium subwoofer
- Accurate & durable 6.5" Kevlar Compound cone for high performance and durability
- Polypropylene dust cap
- Kapton® former / 4-layer copper voice coil
- Dual-stacked ferrite magnets (2x22.5oz)
- Die-cast aluminum basket
- Twin terminal for easier installation
- Optimized for smaller enclosures
- Premium Cruise grill included



#### ELECTRO-ACOUSTIC PARAMETERS

Subwoofer	
Re	3.8 (1.9+1.9) Ohm
Fs	37.2Hz
Mms	42.1gr
Cms	0.27
Vas	11.2L
Qts	0.39
Qes	0.41
Qms	7.19
Bl	12.1T.m
SPL	85dB 1W/1M
Sd	143cm <sup>2</sup>

#### IMPEDANCE vs FREQUENCY



#### SPECIFICATIONS

Subwoofer	6.5" / 165mm
Power RMS	180W
Power MAX	360W
Impedance	2+2 Ohm
Sensitivity	85dB 1W/1M
Freq.range	25-400Hz



# CRUISE

# CR6.D2

## CUSTOM OEM UPGRADE

### Universal 2+2 ohm subwoofer

#### COMPATIBLE CAR MODELS

The Cruise range is crafted to suit a variety of car installations, including those with limited or unconventional mounting options. CR6D.2 is a compact subwoofer designed to add depth and precision, working as a natural complement to existing speakers. Optimised for small box volumes, it can be integrated without sacrificing low-end performance or control. Recommended placement is the spare wheel well or under the cargo floor. Visit our website to learn more about the Cruise series and to find the right upgrade for your vehicle.




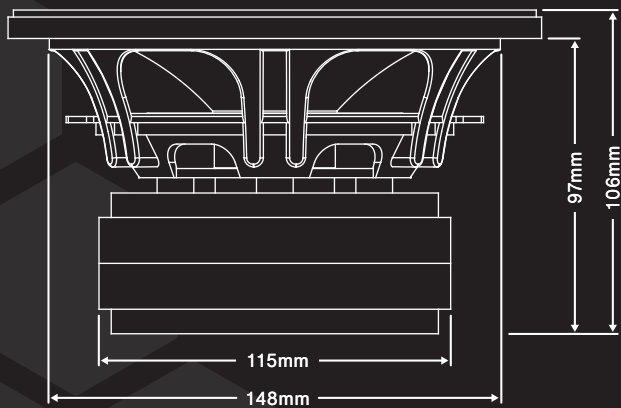
#### INCLUDED PRODUCTS

1pc Subwoofer

#### INCLUDED IN BOX

1pc Grill

1pc Manual



DLS Sweden, a part of Winn Scandinavia AB  
[www.facebook.com/dlsaudioofficial](https://www.facebook.com/dlsaudioofficial)  
[www.dls.se](http://www.dls.se) | [info@dls.se](mailto:info@dls.se)



# CRUISE