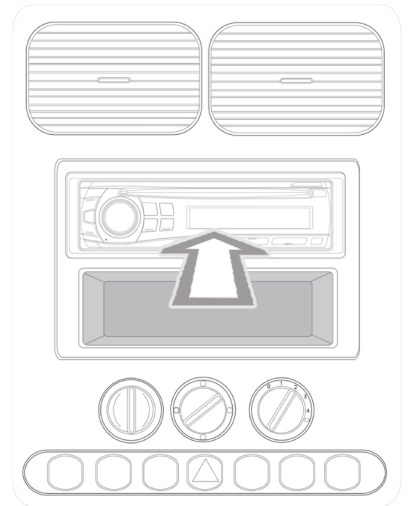
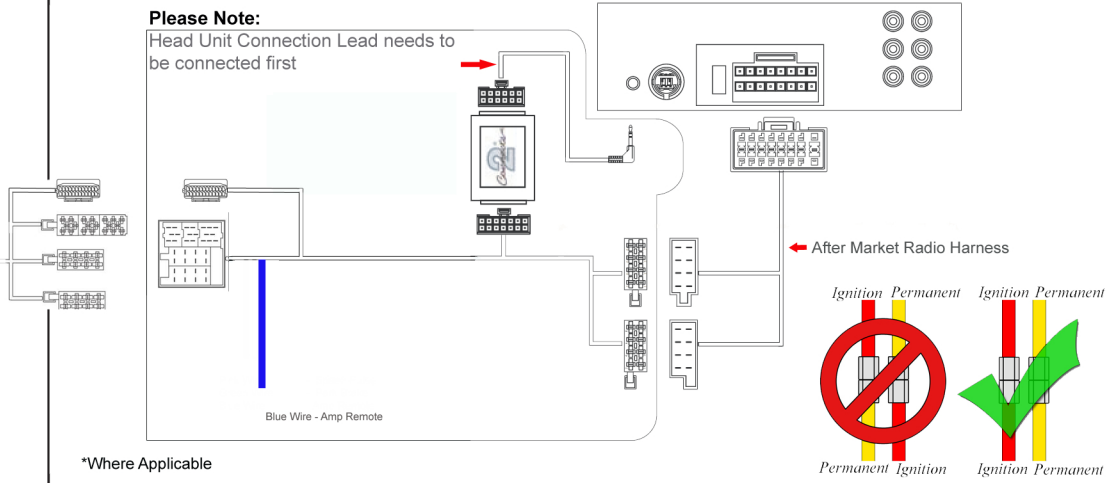
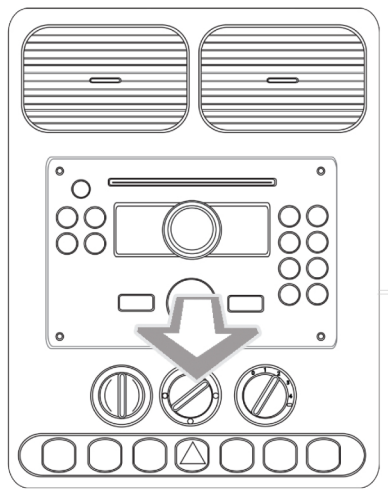


Installation Guide

Part No: CTSKI009.2 Kia Can Bus Steering Wheel Control Interface



Vehicle Compatibility:

Vehicles with OEM Navigation and Amplifier
Phone Button Support

Kia Sportage 2010 >

Steering Wheel Control Functions



Volume + Track Up



Source
Mute

Pick Up
Hang Up



Volume - Track Down

* Note All Dates are guide lines only as specifications of vehicles change

Installation Guide

Part No: CTSKI009.2 Kia Can-Bus Steering Wheel Control Interface

To adjust Fader:

- 1. Press and hold SOURCE button on the steering wheel for 10 seconds. The audio will mute when the fader menu has been entered.*
- 2. To adjust the fader, use the track up and down button on the steering wheel.*
- 3. To exit the fader menu, press the SOURCE button briefly. Exit from this mode will be confirmed by the audio muting twice. The steering wheel buttons will revert back to normal functions.*